

## BULLYING

Cette fiche d'activité peut être proposée aux élèves de cycle 4 dans le cadre d'une séquence intitulée « school life », afin d'établir un lien entre les adolescents (teens) et les problèmes que ces derniers peuvent rencontrer dans leur vie scolaire ou extrascolaire.

Le harcèlement est un phénomène important et inquiétant qui concerne toutes les générations. Cette thématique peut s'inscrire dans le repère culturel « Langues » ou encore « Ecole et société ».

Elle vise à la formation de la personne et du citoyen (Domaine 3 du socle commun).

En outre, cette fiche d'activité permet de solliciter les activités langagières suivantes :

- Prendre la parole en continu et en interaction
- Lire et comprendre
- Ecrire



Activity 1 : Look at the pictures below and answer the following questions

1



How many characters can you see ?  
Who are they?  
Where are they?  
What are they doing?

2



3



Réponses attendues :

In **picture 1**, we can see a girl who **is being bullied** by a group of students/pupils. At the back, we can see three girls **who are gossiping** about her.

Next to *the bullied girl*, there is a boy who is pointing at her book. The boy is making fun of her, probably because she is the new kid in school.

The girl looks very sad. She is alone and has nobody to defend her. A black boy is standing on the right hand corner. He *is witnessing the scene*. His hands are in his pockets. Instead of reacting, he is completely passive. *He doesn't take action*. He is just smiling. *He is a bystander*.

In **Picture 2**, a girl is being bullied by a black and a white boy. One boy is taking her school things while the other is pulling her ponytail.




**Picture 3** shows a small boy who is being bullied by a big, strong boy. The big boy looks older and stronger than the little boy who seems terrified by him. The small boy is scared, terrified by the big boy (the bully).

**Activity 2 :**

Now, imagine what the characters are saying. Complete these cartoon speech bubbles.



**Activity 3 :** Imagine what the bullied pupils are thinking of, then find adjectives to describe their feelings and emotions.

		
The boy is....	The girl is...	The girl is...

**Activity 4 :** Let's recap !

Complete the sentences with the words in the box.

- 1- Bullying is the use of force or ..... , to abuse, dominate or intimidate.
- 2- Bullying can be physical, verbal or .....
- 3- A bully is someone who ..... of others, call them names or hits them
- 4- A bystander is someone who ..... bullying but doesn't react or take action.



psychological- threat-  
makes fun- witnesses-

Activity 5 : Look at the photo below and react.



What can you see ?

How does the boy feel ?

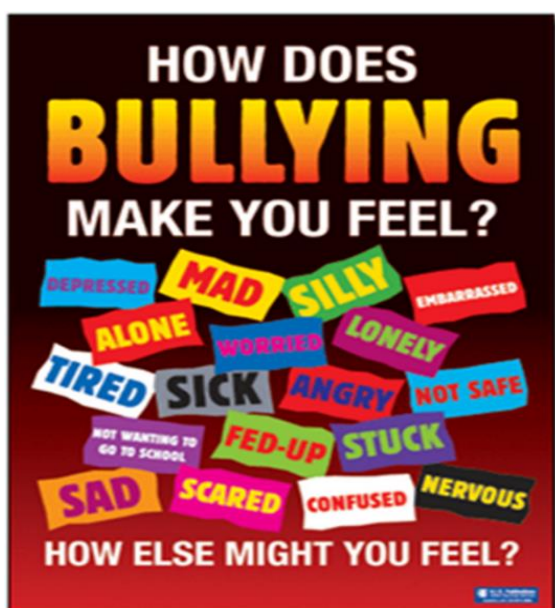
What is the message behind  
this photo ?

Réponses attendues

On this photo/poster, I can see a little boy (a kid) who is crying. His eyes are full of tears. He is looking up and seems afraid/frightened/terrified/scared/horrified. His shoulders are bare/ he is bare-shouldered and we can see lots of words written in black around his neck. The words have the shape of a hand. The hand composed of hurtful words is choking him. The message behind this photo is that mean words can hurt. Indeed, our words have power and we should use them wisely. Words can really affect people. We should always watch our words.

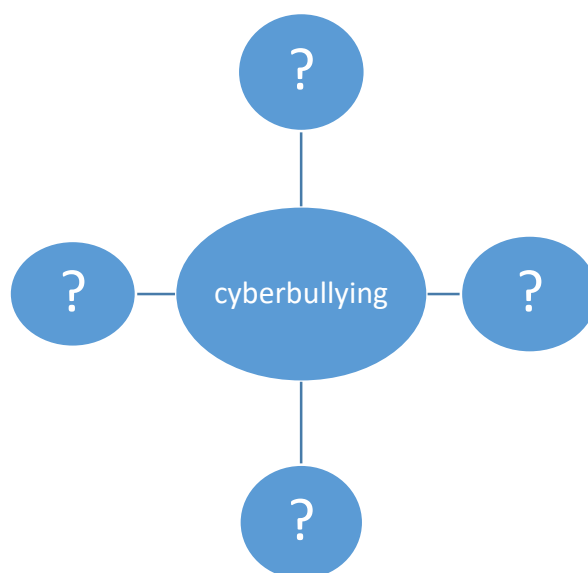
Activity 6 : How does bullying make you feel ?

Read the poster and find the French translation of these words. Then, make five sentences using the adjectives below.



**Activity 7 : WORDCLOUD**

a) Make a wordcloud with all the words you know in relation to bullying.



b) Now, thanks to the words that you have found, write your own definition of bullying.

---

---

---

Activity 8 : READING COMPREHENSION



Read the text below then answer the questions.

## FACT FILE: Say no to bullying

**Bullying can happen to me or you or anyone. Millions of children around the world are bullied every year, but there are things that we can all do to help.**

### What is bullying?

Bullying is when someone makes you feel bad or hurts you again and again. Bullying can happen at school, out of school or online. Bullying includes:

- calling people mean names
- laughing at people
- telling lies about people
- taking someone's things without permission
- not letting someone play in a group
- hitting people.



### What is cyberbullying?

Cyberbullying happens online and includes:

- sending mean messages
- sharing photos without permission
- not letting someone be part of an online group.

### What can you do?

If someone is mean to you, tell an adult that you know and like. For example, talk to a parent or a teacher. You can block a person who sends mean messages online. Ask an adult to help you. Don't reply.

Talk to your parents or teacher or an adult that you know well if you see bullying or if you are worried about a friend.



Say sorry if you are mean to someone. You can write a message or talk to the person. Think about how to be kind in the future.

We can all help to say no to bullying.

1-What type of document is it ?

2-What is it about ?

3-What is cyberbullying ? Say if the following statements are true (T) or false (F).

- Cyberbullying happens in the street.
- Cyberbullying includes sending mean messages to someone.
- The bully has the right to share photos without permission.
- Cyberbullying includes telling lies about a person.
- The bullied person should reply to his/her bully.

4- According to the text, what can you do if you know someone who is a victim of cyberbullying ?  
Say what she/he **can do**

What she/he **should do** and what she or he **should not do**.



Advice :

you should + B.V


you should not + B.V

I advise you to + B.V

**Activity 9 :** In groups of 3 or 4, act out a little sketch in which a bullied teen decides, with the help of a friend, to denounce his or her bully.



N'oublie pas de répartir les rôles de chacun :  
harceleur/harcelé/ami.  
Dénonce le harcèlement et ses conséquences / Parle des émotions de la victime.



### Sources

\* clipart images : <https://ya-webdesign.com/image/bully-clipart-logo/310050.html>

<http://clipart-library.com/bullying-cliparts.html>

\*Photos : Words hurt : Kharbach, Med. 6 *Great Posters on Bullying*. Educational Technology and Mobile Learning,n.d. Web. 17 Apr. 2014. <<http://www.educatorstechnology.com/2013/02/6-great-posters-on-bullying.html>>)

\*poster : How does bullying make you feel ?- [www.pinterest.com](http://www.pinterest.com)

\*Article : FACT FILE : SAY NO TO BULLYING

<https://learnenglishkids.britishcouncil.org/reading-practice/say-no-bullying>