



Welcome to New York

Séquence 3ème LCE : Niveau A2→ B1

Une séquence destinée aux élèves de Section LCE 3^{ème} à la découverte de la ville de **New York** et ses **populations**, ses **attrait touristiques** et son passé **historique**. Elle arrive à un moment où les élèves ont déjà une pratique régulière du débat.

WELCOME TO NEW YORK

PLAN DE SEQUENCE

OBJECTIFS CULTURELS:

- NEW YORK'S SIGHTSEEING THEMED TOURS.
- DISCOVER MANHATTAN, THE STATUE OF LIBERTY, NEW YORK'S SKYLINE.
- DISCOVER ELLIS ISLAND BEFORE AND TODAY
- NEW YORK'S BOROUGHs, POPULATIONS, AND IMMIGRATION WAVES
- NEW YORK NEW YORK, SONG BY FRANK SINATRA

OBJECTIFS LINGUISTIQUES:

- **GRAMMAIRE:** LA SUGGESTION, LE SUPERLATIF, LES HABITUDES PASSEES
- **LEXIQUE:** CITY, FEELINGS, NATIONALITIES
- **PHONOLOGIE:** L'ACCENTUATION DE PHRASE, L'EMPHASE, LES SUFFIXES CONTRAIGNANTS (-ION, -AL, -AN), LES SUFFIXES NON-CONTRAIGNANTS (-LY)

OBJECTIFS METHODOLOGIQUES :

- **PRODUCTION ECRITE :** PRODUIRE UN DEPLIANT TOURISTIQUE
- **TICE :** UTILISER UN LOGICIEL DE TRAITEMENT DE TEXTE
- **PRODUCTION ORALE EN INTERACTION, DEBAT ARGUMENTATIF :** REAGIR, EXPRIMER SON OPINION, ARGUMENTER

ACTIVITES LANGAGIERES TRAVAILLEES

PRODUCTION ECRITE, PRISE DE PAROLE EN CONTINU, COMPREHENSION ORALE ET VIDEO, COMPREHENSION ECRITE, PRISE DE PAROLE EN INTERACTION

SUPPORTS CHOISIS

- MANHATTAN'S SIGHTSEEING MAP
- VIDEO: 40 THINGS TO DO IN NYC
- THE STATUE OF LIBERTY AND EMMA LAZARUS'S POEM
- TEXT NEW YORK CITY
- TEXT ELLIS ISLAND
- AUDIO & TEXTE « DON'T SEND ME BACK »
- AUDIO NEW YORK'S POPULATION
- NEW YORK'S SKYLINE
- NEW YORK'S THEMED TOUR (viator.com)

ACTIVITES ET TACHES PREVUES

- A VIRTUAL VISIT OF NEW YORK
- YOU ARE WITH A FRIEND IN NEW YORK CITY, BUT HE HAS NO IDEA WHAT TO DO OR WHERE TO GO. SUGGEST PLACES TO VISIT IN NEW YORK
- REPORT INFORMATION ABOUT THE STATUE OF LIBERTY AND NEW YORK CITY'S HISTORY
- TALK ABOUT WHAT ELLIS ISLAND USED TO BE AND WHAT IT IS NOW
- DISCOVER THE IMMIGRATION PROCESS IN THE EARLY 20TH CENTURY
HOW INCREDIBLE IS NEW YORK'S SKYLINE
- MAKE A LEAFLET OF A NEW YORK THEMED TOUR
- PREPARE A DEBATE / DEBATE

**CONTRIBUTION AU SOCLE COMMUN DES
CONNAISSANCES ET COMPETENCES**

- **DOMAINE 1 : COMPRENDRE, S'EXPRIMER EN
UTILISANT UNE LANGUE ETRANGERE**

- **DOMAINE 2 : ORGANISATION DU TRAVAIL
PERSONNEL / COOPERATION ET REALISATION DE
PROJETS / OUTILS NUMERIQUES POUR ECHANGER ET
COMMUNIQUER**

- **DOMAINE 5 : INVENTION, ELABORATION,
PRODUCTION**

TACHES PREVUES

- **TÂCHE INTERMÉDIAIRE: YOU WORK AT NEW
YORK'S TOURISM OFFICE. CREATE A LEAFLET FOR
TOURISTS.**

**TÂCHE FINALE: YOU HAVE STUDIED TWO CITIES
WITH YOUR TEACHER, BUT SHE DOESN'T KNOW
WHERE TO GO ON A SCHOOL TRIP. SO SHE LETS THE
CLASS DECIDE THANKS TO A DEBATE. DEBATE OVER
WHICH CITY IS THE BEST (LONDON OR NEW YORK)**

SÉANCE 1	Savoir faire des suggestions, savoir lire une carte
SÉANCE 2	Savoir parler du passé, des habitudes passées et de ce que l'on ne fait plus
SÉANCE 3	Comprendre la réalité du processus d'immigration à Ellis Island
SÉANCE 4	Savoir repérer les syllabes accentuées dans le mot. Savoir accentuer une syllabe dans un mot. Connaître et prononcer les nationalités.
SÉANCE 5	L'accent de phrase. Savoir utiliser l'emphase en anglais, accentuer les mots porteurs de sens dans la phrase.
SÉANCE 6	Découvrir les différentes populations et districts de New York
SÉANCE 7	Savoir exprimer la supériorité, le caractère exceptionnel d'un objet par rapport à d'autres. Mettre en valeur un lieu à visiter en créant un dépliant touristique
SÉANCE 8	Préparer un débat
SÉANCE 9	FINAL TASK: Débattre

Séance 1

objectifs	Savoir faire des suggestions, savoir lire une carte
Activités langagières	PPI, CV, CO
Matériels et supports	Karaoke Sinatra, video sightseeing, sightseeing map, texts photocopies,
Contenu	<p>Warming up: <u>New York</u>, Sinatra. without lyrics Listen to the song. Please do not sing</p> <p>Sightseeing Tour, guided visit of New York City Hand out sightseeing map + Videos sightseeing Tour -Look at the map, let's visit New York from Downtown to Central Park. -Watch the video 40 BEST THINGS TO DO IN NEW YORK CITY https://www.youtube.com/watch?v=ADId9KsJBA</p> <p>PRL: You are with a friend in NY, but he has no idea what to do or where to go. He asks you: "What can we visit in New York? Any suggestions?" Elèves-> We can visit.... <ul style="list-style-type: none"> ➔ Rappel possibilité CAN/ Rappel conseil SHOULD ➔ Apport d'expressions de suggestion What if we, Why don't we, Why not, What about, We'd better, Let's... Trace écrite à partir des productions des élèves</p> <p>Réemploi. Chain speaking: What can we visit in NY? Any suggestions?</p> <p>Homework: Rappel Méthodologie de la CE Read. Group 1: Statue of Liberty. Group 2 New York City. Get ready to talk to the other group.</p>



The Statue of Liberty



Inaugurated in 1886, the Statue of Liberty used to be the first thing immigrants saw when they reached America by boat. It was designed by French sculptor Bartholdi.

This poem by Emma Lazarus can be read on the pedestal of the statue.

"Give me your tired, your poor,
Your huddled masses yearning to breathe free,
The wretched refuse of your teeming shore.
Send these, the homeless, tempest-tost to me,
I lift my lamp beside the golden door!"

It is also called 'Freedom illuminating the World'.

The Statue of Liberty is certainly the most famous work of Auguste Bartholdi, the French sculptor. The construction began in Paris in 1875. The Statue arrived in the USA in June 1885 whereas the pedestal was not yet finished.

It is 46 metres high and it weighs 27 000 tons.

It is made of copper plates supported by an iron reinforcement imagined by the engineer Gustave Eiffel. Set up on Ellis Island, (?) of New York it was officially offered to the United States by France in 1884 to commemorate the centenary of the American Independence.

This Statue symbolizes freedom.

Her arm raises high in the sky a torch which can be a form of will. It also represents Power. The light of the torch has illuminated the world for more than one hundred years. Even the wind couldn't blow it out!

The Statue wears a diadem with seven rays : they represent the continents.

In her left hand, the hand of Justice, she holds a (plaque / slate ?) where the date of the Independence is carved : July 4th, 1776.

Chains are visible at her feet but they are unbound : that is the beautiful symbol of Peace.

New York City

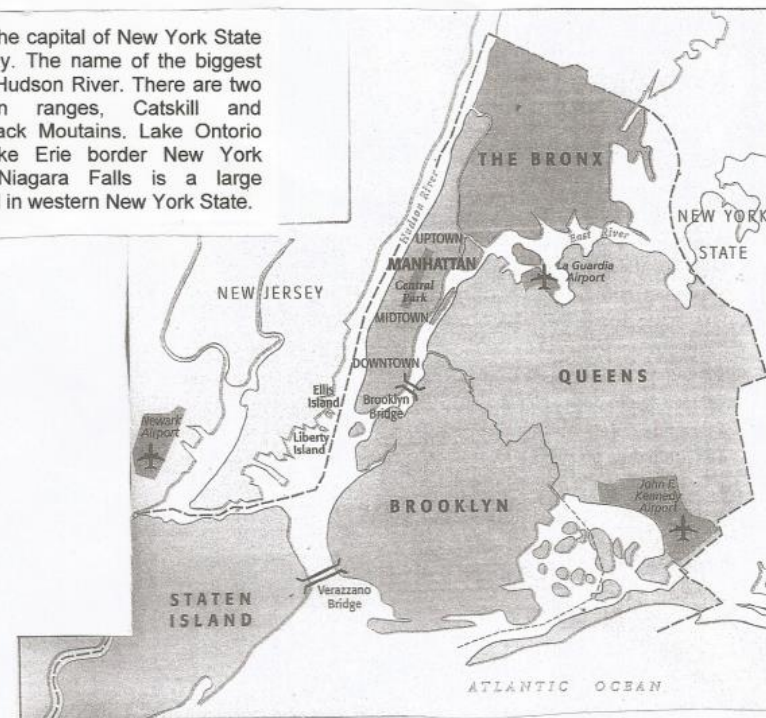
New York City is situated in the United States of America, and it's located on the Atlantic coast. This city is divided in 5 boroughs: Manhattan, Queens, The Bronx, Brooklyn and Staten Island. It's composed of two famous islands too: Liberty Island (which is famous for its statue) and Ellis Island (it's where the immigrants used to land before the immigration center closed in 1954). You can go to these islands by boat.

There are a lot of places that you can visit and which are very interesting, like the MOMA Museum (Museum Of Modern Art), The Radio Music Hall, Central Park, Times Square and many others.

New York City has got over 8 millions inhabitants. The highest skyscraper (which is the highest in the USA) is the Empire State Building. The Twin Towers, which were situated in the World Trade Center used to be the highest, but they were destroyed by the attack on 9/11.

There are two airports: La Guardia (in Queens) and John F. Kennedy (in Brooklyn), and another one (Newark) which is situated in the state of New Jersey. So, you can choose your airports when you fly to New York City.

The capital of New York State is Albany. The name of the biggest river is Hudson River. There are two mountain ranges, Catskill and Adirondack Mountains. Lake Ontario and Lake Erie border New York State. Niagara Falls is a large waterfall in western New York State.



Séance 2

Objectifs	Savoir parler du passé, d'habitudes passées et de ce que l'on ne fait plus
Activités langagières	PPC, PPI, CE
Matériels et supports	Sinatra, Text Ellis Island photocopies
Contenu	<p>Warming up: New York Sinatra without lyrics</p> <p>Reprise: What can we visit in New York? Any suggestions?</p> <p>Verification CE. What did you learn about New York's past History? Who made the Statue of Liberty? Who were the natives in NY?...</p> <p>Trace Ecrite à partir du feedback</p> <p>CE Ellis Island. Read the text. What was Ellis Island before?</p> <p>PRL habitudes passées</p> <p>Elèves: It was...</p> <ul style="list-style-type: none"> ➔ Focus on one sentence: Introduire USED TO ➔ What did it use to be? ➔ What did they use to do? ➔ No longer / Not... anymore <p>Trace écrite</p> <p>Réemploi: Talk about what Ellis Island use to be? What did people use to do there? What about now?</p> <p>Homework: Exercise book: talk about what they used to do.</p>

ELLIS ISLAND



Ellis Island is now a museum which can be visited. But Ellis Island used to be an Immigration centre which was located¹ on an island in upper New York bay, a few miles away from New York City. More than twelve million people passed through Ellis Island. They all had the same hope : to become Americans.
New arrivals were taken by ferry to the main building at Ellis Island which opened in 1892. Immigrants

entered the main building through its ground floor² baggage³ room. They left their trunks⁴, suitcases and baskets here until they were finished.

Then, they had to climb⁵ the stairs to the Great Hall for medical and legal examinations. The main purpose⁶ of these exams was to find persons with contagious diseases or conditions that would make them unable to work.

Afterwards, they had to wait in the Great Hall. The Great Hall was the large waiting room of Ellis Island. Immigrants waited there for their interviews with legal inspectors after finishing their medical exams. At best, the entire process through Ellis Island took three to five hours. When there was a problem, families had to stay for several days or several months on Ellis Island.

After passing the medical exams, immigrants had to prove they could legally come into America. They had to prove their country of origin and where they planned to live and work once they entered the country. Inspectors rejected any immigrant with a criminal record.

In the money exchange area immigrants exchanged the money of their homeland for dollars, and purchased⁷ any train tickets they needed.

Just beyond⁸ the money exchange was the exit from Ellis Island. Staff members⁹ referred to this spot *as the kissing post* because of all the emotional reunions that were witnessed¹⁰ there. They finally left to begin a new life in New York city or somewhere else in America.

¹ Be located = be situated

² ground floor (US) = first floor (GB)⁶

³ baggage(US) = luggage (GB)

⁴ a trunk is a box used as a suitcase

⁵ climb= go up

⁶ purpose =aim = goal

⁷ purchase= buy

⁸ just beyond = just after

⁹ staff members = people working there

¹⁰ witnessed = seen

Séances 3

Objectifs	Comprendre la réalité du processus d'immigration à Ellis Island
Activités langagières	CE, CO
Matériels et supports	Sinatra lyrics, immigration waves doc, old immigrants' pictures and identity papers, Audio + texte « Don't send me back »
Contenu	<p>Warming up: New York Sinatra with lyrics</p> <p>Reprise: talk about what people used to do in Ellis Island.</p> <p>Sinatra's song. Now what about reading the lyrics. Explanation: <i>The city that never sleeps</i> <i>If I can make it here I'll make it anywhere</i> <i>The city on the hill</i></p> <p>Anticipation: Ellis Island. "Don't send me back" <u>Anticipation from the title:</u> What do you expect? <u>Anticipation from the paratext and the pictures:</u> Where is the man? Why? Compréhension Orale LISTEN. Vérification Why doesn't he want to go back to his country? faire repérer les sentiments dans les parties narratives avant de poser la question: Talk about the narrative voice</p> <p>Hand out transcript. LISTEN AGAIN Réemploi PPI: How does the Russian man feel? Why? Is New York the city on the hill for him?</p> <p>Homework: Learn the song. Read the text</p>

"Don't send me back!"

Ellis Island, in the early 20th century.



1 JACOB moved on toward the second inspection team.
 "You speak English?"
 "A little," said Jacob.
 5 "I see you limp slightly¹.
 Something wrong with your leg?"
 "No."
 He began to sweat. The wound from the Cossack's bullet
 10 had long since healed, but sometimes it ached a bit.
 The doctor marked something on his coat.
 "What that mean?" asked Jacob.
 "Your leg will have to be looked at. What's three and three?"
 "Six. But nothing *wrong* with my leg!"
 15 "It'll have to be looked at. Move on."
 Jacob obeyed. Now he was a wreck².
Oh God, he thought, *don't send me back! Please!*
 He entered a small room, immaculately clean, filled with medical
 furniture. A nice-looking young doctor with sandy hair looked at the chalk
 20 mark on his coat.
 "There *nothing* wrong with me," Jacob blurted out. "You see! I healthy!"
 "Calm down..."
 "How can I be calm? I can't go back to Russia. They *kill* me!"
 The doctor looked surprised, and Jacob realized he should have shut up.
 25 "Why?"
 "They kill *all* Jews³," he said quickly. "Russians hate Jews."
 "Yes, so I hear. Drop your pants, please."
 Nervously, Jacob obeyed. The doctor leaned down to examine the
 bullet wound.
 30 "What's that?" he said.
 "I got shot. Hunting accident."
 The doctor looked at him suspiciously. "Hunting? Did a doctor treat it?"
 "No. I mean, *yes!* It all right. Honest! No problem! I healthy, make good
 American. You see."
 35 The doctor straightened. "All right, pull your pants up. What's the real
 story?"
 Jacob quickly pulled up his pants. "I tell truth. Hunting accident in
 Russia. I healthy. Look: feel muscle. Strong! Healthy! See?"
 Jacob was in such an agony of apprehension that Dr. Carl Travers
 40 almost laughed.
 "Yes, I think you *are* healthy," he said. "And welcome to America."
 Jacob was staring at him.
 "You mean I pass?"
 "That's right. I have a funny feeling *you* were what they were hunting,
 45 but you pass."

1. slightly: *légèrement*
 2. he was a wreck: *il était anéanti*
 3. Jew: *Juif*

Séance 4

Objectifs	Savoir repérer les syllabes accentuées dans le mot. Les nationalités.
Activités langagières	CE, PO
Matériels et supports	Text "Don't send me back" Audio "Don't send me back"
Contenu	<p>Warming up: New York Sinatra w/lyrics</p> <p>Reprise: What about singing the song?</p> <p>Listen to the medical inspection again with the text. Les élèves font le lien entre graphie et phonie.</p> <p>Focus on words. What do you notice?</p> <ul style="list-style-type: none"> - "Inspection"/ "apprehension", "Russian", "medical" - Suspiciously, quickly, nervously <p>PRL Phonologie : Accent de mot Suffixes contraignants (-ion, -al, -an) Suffixes non contraignants (-ly)</p> <p>Trace écrite : règles de prononciation</p> <p>Réemploi:</p> <ol style="list-style-type: none"> 1. Work in pairs. Discuss the stress pattern of the words in the list: nationalities (-an), adverbs (-ly), adjectives (-al), nouns (-ion), etc...) Attention "aMERican" 2. Take your neighbors' list for correction 3. Check with the class 4. Train pronouncing the words

Compréhension Orale: Spot the different **populations** and **districts** in **New York**.
1. Listen and do your own spotting. **2.** Listen & Take notes.
3. Listen and Complete your notes. **4.** Complete the worksheet. **5.** Listen again and complete the worksheet. **6.** Read the nationalities out loud.

NEW YORK'S POPULATION. ORAL DOCUMENT.

1. Listen and spot out the different names of the nationalities you hear. Tick the box (☑) when you hear the words AND find the stress for each word.

- Irish Swedish Italians French Czechs Chinese Ukrainians
- Poles Lithuanians Russians British Afro-Americans Puerto Ricans Cubans
- Columbians Ecuadorians Spanish Germans Greeks Ethiopians
- Armenians Koreans Indians Vietnamese Haitians Arabs Senegalese

2. Now, classify the words that you heard in groups corresponding to the different ethnic groups populating New-York City. Each group of 2 students = 2 columns

<i>Europeans</i>	<i>Eastern Europeans</i>	<i>Afro-Americans</i>	<i>Sino-Americans</i>	<i>Latin Americans</i>	<i>Others</i>

3. While listening, match the population groups with the district where they live.

<i>Manhattan</i>	<i>The Bronx</i>	<i>The Queens</i>	<i>Brooklyn</i>	<i>Staten Island</i>
The districts : Harlem:				
El Barrio:				
Little Italy:				
Chinatown:				

4. Note down the last sentence of the journalist.

"That's why ..."

- 5. Homework.**
- Find in an English dictionary or on the internet a definition for «melting pot»
 - Learn the map of the districts.

Séance 5

Objectifs	Savoir utiliser l'emphase en anglais, accentuer les mots porteurs de sens dans la phrase.
Activités langagières	PPC
Matériels et supports	Text + audio "Don't send me back"
Contenu	<p>Warming up: New York Sinatra w/lyrics</p> <p>Reprise: Why not sing the song?</p> <p>Appel actif: When I call the register, say a nationality or a New York district or borough.</p> <p>Read the text "Don't send me back" Why are the words "nothing", "kill", "all Jews" in italics in the sentences on lines 21, 23, and 26? Listen to the recording. Same question.</p> <p>PRL Phonologie: l'emphase, l'accent de phrase</p> <p>Trace écrite : règles de phonologie</p> <p>Orthoépie: Say it with the same tone and rhythm</p> <p>Réemploi:</p> <ol style="list-style-type: none"> 1. Work in pairs. Highlight the important words in the sentences from line 18 to 20, and from line 28 to 29. 2. Check with the class. 3. Train emphasizing the important words in the sentences.

Séance 6

Objectifs	Savoir exprimer la supériorité, le caractère exceptionnel d'un objet par rapport à d'autres
Activités langagières	PPC
Matériels et supports	Superlatives, adjectives and expressions, skyline sheet
Contenu	<p>Warming up: New York Sinatra w/lyrics</p> <p>Reprise: What if we sang?</p> <p>New York's skyline. Hand out skyline</p> <p>Before Dubai expanded NY used to have the most impressive skyline in the world. In NY, the Twin Towers used to be the highest Now the Empire State Building is the highest Central Park is the most famous park in the world</p> <p>PRL: Superlatifs</p> <p>Réemploi:</p> <ol style="list-style-type: none"> 1. Talk about New York's skyline using the superlative 2. Talk about the best places in New York using the superlative and useful expressions 3. Do not forget to emphasize words you want to insist on

New York City 's Skyline



Empire State Building



Chrysler Building



One world Trade Center



Flat Iron Building



40 wall Street : Trump Tower



The New York Times Building



Bank of America Tower



56 Leonard Street Luxury Penthouses






The One57 Tower

Séance 7

Objectifs	Mettre en valeur un lieu à visiter, exprimer son caractère exceptionnel
Activités langagières	CV, PE
Matériels et supports	Leaflets, printed tours, salle informatique, video https://www.youtube.com/watch?v=ADlId9KsJBA
Contenu	<p>Warming up: Sing "New York New York", Sinatra</p> <p>Watch the video. Find different tour themes. Examples of Tours: food tour, Harlem tour, helicopter tour, circle tour, cruise, dinner cruise, movie tour, ... → What do you expect on a tourism leaflet? 1. Authentic leaflets 2. examples from the website (see below) 3. last year's students' leaflets What pieces of information can you find on the leaflets? 8 groups, with the 3 documents per group</p> <p>A leaflet presentation:</p> <ul style="list-style-type: none"> _ Title The Y Tour (thématique de la visite) _ catchphrase, pictures _ expressions for nice suggestions (a must-see, a must-do, a must-have, a place-to-be) _ map & fares <p>Tâche intermédiaire. Work in pairs: Prepare a leaflet for a visit of New York City.</p> <p>TICE : Méthodologie d'utilisation d'un logiciel de traitement de texte</p> <ul style="list-style-type: none"> - orientation -> paysage / colonnes -> trois - deux pages -> imprimer recto/verso (retourner sur le plus petit côté) <p>Homework prepare your leaflet with an office application on a computer. Bring your leaflets on a key</p>

Tour Name	Duration	Price per Person
Manhattan TV and movie tour	3:30 hours	32 Euros

Discover the locations of **the most famous** TV shows and movies filmed in New York. Join us and discover where the characters from the sit-com Friends hang out and the building in the Greenwich Village where they live.




Numerous movies and TV shows are filmed in Manhattan , such as Will & Grace, Coyote Ugly, You've got mail , starring Meg Ryan and Tom Hanks, When Harry met Sally, Home Alone 2, Three men and a baby.

A fun tour that **can't be missed**, to remember the main spots of **the most famous** motion pictures and TV shows filmed in New York.

English Speaking Guide
Departure Dates: Everyday **Departure Time:** 11:00 AM **Meeting Point:** from Ellen Stardust Diner at 1650 Broadway, at the corner of 51st Street

Travel Voucher: For every confirmed booking you will be required to print a voucher which is presented at the destination. You will receive your voucher via email once your booking is confirmed.

Tour Name	Duration	Price per Person
New York Circle line Cruise	3:00 hours	28 Euros

If you are exploring New York for the first time, you can't miss taking a cruise on the bay , discovering **Manhattan's famous skyline** and **its most famous skyscrapers**.

Enjoy a relaxing 3 hours cruise to discover the secrets of the city from the water: **a unique and extraordinary view**.

You'll circumnavigate Manhattan island and see it all: 3 rivers, the **7 most important bridges** (among which Brooklyn and Verrazzano bridges), the 5 boroughs and over 30 of the **most important landmarks** and, of course, the Statue of Liberty.

Soft drinks, wine, beer , cocktails, snacks , sandwiches etc. , are available on board.

English Speaking Guide




Departure Dates: Everyday

Departure Time: from 12:00 AM to 07:00 PM

Departure Point: from Pier 83, west 42nd Street & 12 Avenue

Travel Voucher: For every confirmed booking you will be required to print a voucher which is presented at the destination. You will receive your voucher via email once your booking is confirmed.

Tour Name	Duration	Price per Person
Harlem and Gospel Tour	4:00 hours	44 Euros

Harlem was the African-Americans' neighborhood for several years and **one of New York's most artistically bustling.**

Driving north on board a motor coach from Midtown Manhattan, and along Central Park's west side and the Upper West Side, the change of architecture as well as of residents is noticeable as we approach the heart of Harlem.

The African-American community is still one of the largest in the United States. It is a **beautiful neighborhood** and people are very friendly. During this tour we will attend a mass with Gospel choirs, the African-American religious songs. **An experience not to be missed.** Appropriate attire is required to visit the church and attend mass. The use of cameras and videocameras is forbidden inside the church.

*On Wednesday the Mass with Gospel Choir will be replaced by the ARC Gospel choir formed to help finance treatments for the people in the community to recover from drugs

English Speaking Guide




Departure Dates: Sunday and Wednesday*

Departure Time: 09:00 AM (15 min earlier at the Meeting Point)

Meeting Point: from Agency Office - 690 Eighth Avenue, between 43rd and 44th Streets

Travel Voucher: For every confirmed booking you will be required to print a voucher which is presented at the destination. You will receive your voucher via email once your booking is confirmed.

Tour Name	Duration	Price per Person
New York Night Tour	4:00 hours	85 Euros

Seeing the city of lights, with the night tour is an **unforgettable sight** for those wanting to catch a glimpse of **the most romantic** corners of New York.

Tour leaves from Midtown Manhattan, on board of a motor coach, heading to Brooklyn. Driving over one of the **typical** bridges crossing the East River, we will reach Old Fulton Street, an **exceptional panoramic view point** to admire the beauty of New York skyline and take pictures. Going through Brooklyn, we will head towards Brooklyn Heights, a quaint neighborhood from the 17th century, then reaching **the famous and romantic** Promenade on the bay.

Experience the sights along its narrow streets, before enjoying pastrami and salami sandwiches at Katz's Deli, made famous in the movie "When Harry Met Sally".

English Speaking Guide

Departure Dates: Saturday

Departure Time: 06:15 PM (15 min earlier at the Meeting Point)

Meeting Point: from Agency Office - 690 Eighth Avenue, between 43rd and 44th Streets

Travel Voucher: For every confirmed booking you will be required to print a voucher which is presented at the destination. You will receive your voucher via email once your booking is confirmed

Tour Name	Duration	Price per Person
New York Helicopter tour	6/12/20 min	from 107 Euros



The helicopter tour over the city is one of the **most interesting experiences** during a stay in New York. On board the helicopter you will be flying around Manhattan to see one of the **most unique panoramas** in the world. New York's skyline seen from the sky is striking.

Helicopter tours are held every day from 9:00 am to 9:00 pm.

Helicopter tours in New York are operated by a company who has been in operation for over 20 years.

There are 3 tours:

Lady Liberty tour - 6/8 minutes - 107 Euros

Flying over the Hudson river you will view Manhattan's grandeur as well as the Financial District, Battery Park, Ellis Island, and fly past the Statue of Liberty. As you return to the heliport you will see the Empire State Building.

Raid Big Apple - 12/15 minutes - 135 Euros

The Big Apple tour will take you to see New York's most important landmarks. You will reach the Statue of Liberty flying over New York's bay while **admiring the most important buildings** from above (Empire State Building, Chrysler, Woolworth), Ellis Island, George Washington Bridge and Central Park.

New York Tour- 16-20 minutes - 195 Euros

New York tour will take you to visit New York's five boroughs, on board a **superb helicopter**. Soaring over the Hudson river which runs along the whole of Manhattan, you will **get a view of** the Statue of Liberty, Ellis Island, Verrazano bridge which joins Brooklyn and Staten Island. Upon returning over the Hudson river, you will see the most important skyscrapers of Midtown Manhattan: the Empire State, Chrysler, and Met Life buildings, Central Park, Yankees stadium, St John the Devine cathedral, Columbia University and the George Washington bridge. **This tour will give you a full overview** of New York.

English Speaking Guide

Departure Dates: Everyday

Departure Time: from 9:00 AM to 09:00 PM

Meeting Point: Vip Heliport, 12th Avenue At West 30th Street, on the Hudson

Tour Name	Duration	Price per Person
Dinner Cruise New York	4:00 hours	85/105 Euros



You'll be sailing around Manhattan on board one of our luxury yachts, savouring the tableside dinner party served with **exceptional service**, while relaxing and enjoying the **breathtaking views** that the waterside view offers.

This package includes the cruise, an elegant dinner, entertainment with music and dancing for a **very unique and exciting** evening.

A **4 course dinner** will be served tableside by our waiters. Our menu allows our passengers to choose from a selection of various appetizers, entrees and dessert cart. All our meals are prepared fresh aboard our ship,

Formal wear is required (no jeans, no sneakers etc.). Gentlemen are required to wear jackets.

Beverages are not included.

Prices: Sun-Thu 85 Euro - Fri-Sat 105 Euro

Departure Dates: Everyday

Departure Time: boarding at 06:00pm departure at 07:00pm

Departure Point: from Pier 81, west 41nd Street & 12 Avenue

Travel Voucher: For every confirmed booking you will be required to print a voucher which is presented at the destination. You will receive your voucher via email once your booking is confirmed.

Tour Name	Duration	Price per Person
New York Night Tour	4:00 hours	85 Euros



Seeing the city of lights, with the night tour is an unforgettable sight for those wanting to catch a glimpse of the most romantic corners of New York.

Tour leaves from Midtown Manhattan, on board of a motor coach, heading to Brooklyn. Driving over one of the typical bridges crossing the East River, we will reach Old Fulton Street, an exceptional panoramic view point to admire the beauty of New York skyline and take pictures. Going through Brooklyn, we will head towards Brooklyn Heights, a quaint neighborhood from the 17th century, then reaching the famous and romantic Promenade on the bay.

Experience the sights along its narrow streets, before enjoying pastrami and salami sandwiches at Katz's Deli, made famous in the movie "When Harry Met Sally".

English Speaking Guide

Departure Dates: Saturday

Departure Time: 06:15 PM (15 min earlier at the Meeting Point)

Meeting Point: from Agency Office - 690 Eighth Avenue, between 43rd and 44th Streets

Travel Voucher: For every confirmed booking you will be required to print a voucher which is presented at the destination. You will receive your voucher via email once your booking is confirmed

Tour Name	Duration	Price per Person
Dinner Cruise New York	4:00 hours	85/105 Euros



You'll be sailing around Manhattan on board one of our luxury yachts, savouring the tableside dinner party served with exceptional service, while relaxing and enjoying the breathtaking vistas that the waterside view offers.

This package includes the cruise, an elegant dinner, entertainment with music and dancing for a very unique and exciting evening.

A **4 course dinner** will be served tableside by our waiters. Our menu allows our passengers to choose from a selection of various appetizers, entrees and dessert cart. All our meals are prepared fresh aboard our ship,

Formal wear is required (no jeans, no sneakers etc.). Gentlemen are required to wear jackets.

Beverages are not included.

Prices: Sun-Thu 85 Euro - Fri-Sat 105 Euro

Departure Dates: Everyday

Departure Time: boarding at 06:00pm departure at 07:00pm

Departure Point: from Pier 81, west 41nd Street & 12 Avenue

Travel Voucher: For every confirmed booking you will be required to print a voucher which is presented at the destination. You will receive your voucher via email once your booking is confirmed.

Séance 8

Objectifs	Préparer la tâche finale
Activités langagières	PPI
Matériels et supports	Salle informatique, feuilles de couleur A4, How to debate, worksheet help for debate mediators
Contenu	<p>Warming up: New York, New York, Sinatra</p> <p>Check the leaflets for printing. Hand out colored papers Now you are able to:</p> <ul style="list-style-type: none"> ➔ Plan a trip ➔ Suggest places to visit, to shop, to eat ➔ Talk about a melting pot ➔ Insist on an information when you speak ➔ Give historical information about the city ➔ Express how exceptional a place is or object <p>Now that you know both cities. Where would you like to go? To London or NY? Talk about the final task:</p> <p>HOW TO DEBATE Watch the video extract Listen to this boy? What is he doing? Can you hear what he says? Listen...</p> <ul style="list-style-type: none"> ➔ Reaction, Opinion, argument <p>Write the method on the board.</p> <ul style="list-style-type: none"> ➔ Role of the Teacher and mediator <p>Look at this woman. What is she doing? Look at the teacher's marking sheet.</p> <p>Hand out: How to debate, discuss the method and set the objectives for the pupils and the role of the mediators</p> <p>Homework: get ready for the debate.</p>

Séance 9

Objectifs	Savoir exprimer son point de vue, exprimer son accord/ désaccord, savoir mettre en valeur le caractère exceptionnel de quelque chose
Activités langagières	PPI, CV
Matériels & supports	Video sightseeing London, video sightseeing New York, powerpoint, worksheets arguments
Contenu	<p>Warming up: New York Sinatra without lyrics</p> <p>STEP I: FINAL TASK presentation: Two teachers were questioning themselves (Some pupils want to go to London, others want to go to New York): Where should we go on our school trip? When one of them had an idea: "Let's have the pupils decide!" ... "but How?" said the other... "With a debate! the most convincing team wins!"</p> <p>STEP II: Find arguments What makes a perfect city? You are a tourist, what are your criteria? In groups, think of your arguments.</p> <p>STEP III: Rappel de méthodologie du débat</p> <p>STEP IV: Debate! Debate Results</p>